

Signaling units

Ø 40 - 60 - 100

Harmony[®] XVC monolithic tower lights

Catalog

September 2013



General contents

Harmony® XVC monolithic tower lights

Selection guide page 2

■ Presentation

□ Pre-assembled and pre-cabled tower lights, Ø 40 to 100 mm, Harmony type XVC page 6

■ References

□ Tower lights Ø 40 mm, type XVC4 page 7

□ Tower lights Ø 60 mm, type XVC6 page 8

□ Tower lights Ø 100 mm, type XVC1 page 9

■ How to find the “Automation and Control” products

□ Search, visualize, and download page 10

□ Access product references with adapted tools page 12

□ Compare, select, and compile page 14

□ Check the product status, design your equipment page 15

■ Product reference index page 16

Harmony® type XV


Monolithic tower lights



Type of products	Complete pre-cabled pilot lights, height 55 mm/2.17 in.	Complete miniature beacons	Pre-assembled/pre-cabled tower lights Variable composition tower lights for customer assembly of up to 4 units
Diameter	Ø 25 mm/0.98 in.	Ø 45 mm/1.75 in.	Ø 60 mm/2.36 in.
Degree of protection conforming to IEC 60529	IP 40	IP 40	IP 53 and IP 42 (base mounting) IP 23 (direct aluminium tube mounting, aluminium tube mounting and "L" bracket) IP 53 and IP 42 (aluminium tube mounting and fixing plate) IP 40 (aluminium tube mounting and foldable bracket)
Type of signalling	Steady Flashing "Flash" Sound	Yes – Yes –	Yes – – With buzzer
Light sources	Incandescent bulb LED bulb Integral LED "Flash" discharge tube Halogen bulb	Yes – – Yes –	– – Yes – –
Colors of illuminated units	<input type="checkbox"/> Green <input type="checkbox"/> Red <input type="checkbox"/> Clear <input type="checkbox"/> Yellow	<input type="checkbox"/> Green <input type="checkbox"/> Red <input type="checkbox"/> Orange <input type="checkbox"/> Blue <input type="checkbox"/> Clear <input type="checkbox"/> Yellow	<input type="checkbox"/> Red <input type="checkbox"/> Green <input type="checkbox"/> Amber <input type="checkbox"/> Blue
Connection	Flying leads, length 360 mm/14.17 in.	Screw clamp terminals	Flying leads, length 500 to 560 mm/19.68 to 22.05 in. for tube mounting according to model. Length 900 mm/35.43 in. for base mounting.
Support panel drilling or cut-out	Ø 22 mm/0.87 in. or Ø 30 mm/1.18 in.	3 x Ø 3.3 mm/0.13 in. or M3	Base mounting: 3 x Ø 5 mm/0.20 in. Direct aluminium tube mounting: Ø 20/0.79 in. Aluminium tube mounting and "L" bracket: 2 x Ø 9/0.35 in. Aluminium tube mounting and fixing plate: 4 x Ø 6/0.24 in. Aluminium tube mounting and foldable bracket: 4 x Ø 6/0.24 in.
Type references	XV1CA	XVDLS	XVG



Type of products	Pre-assembled and pre-cabled tower lights	Pre-assembled and pre-cabled tower lights	Pre-assembled and pre-cabled tower lights	Pre-assembled and pre-cabled USB tower lights
Diameter	Ø 40 mm/1.57 in.	Ø 60 mm/2.36 in.	Ø 100 mm/3.94 in.	Ø 60 mm/2.36 in.
Degree of protection conforming to IEC 60529	IP 54 (flat surface installation) IP 23 (vertical surface installation)	IP 54 (flat surface installation) IP 23 (vertical surface installation)	IP 54 (flat surface installation)	IP 42
Type of signalling	Yes Yes – With buzzer – – Yes – –	Yes Yes – With buzzer – – Yes – –	Yes Yes – With siren or buzzer – – Yes – –	Yes Yes – With buzzer (volume control and alarm type can be set with HMI) – – Yes – –
Light sources	– – – – – –	– – – – – –	– – – – – –	– – – – – –
Colors of illuminated units	<input type="checkbox"/> Red <input type="checkbox"/> Orange <input type="checkbox"/> Green <input type="checkbox"/> Blue <input type="checkbox"/> Clear	<input type="checkbox"/> Red <input type="checkbox"/> Orange <input type="checkbox"/> Green <input type="checkbox"/> Blue <input type="checkbox"/> Clear	<input type="checkbox"/> Red <input type="checkbox"/> Orange <input type="checkbox"/> Green <input type="checkbox"/> Blue <input type="checkbox"/> Clear	Multi-color LEDs (many possible combinations can be set with HMI) <input type="checkbox"/> Red <input type="checkbox"/> Orange <input type="checkbox"/> Green <input type="checkbox"/> Blue
Connection	Flying leads, length 450 mm/17.71 in. to 900 mm/35.43 in. according to model	Flying leads, length 450 mm/17.71 in. to 850 mm/33.46 in. according to model	Flying leads, length 500 mm/19.68 in.	USB power cable: - 300 mm/11.81 in. for tube mounting - 400 mm/15.75 in. for direct mounting
Support panel drilling or cut-out	Mounting on support tube with bracket: 2 x Ø 9 mm/0.35 in. Direct mounting on horizontal support: 3 x Ø 5 mm/0.20 in. Other mounting possibilities with accessories	Mounting on support tube with bracket: 2 x Ø 11 mm/0.43 in. Direct mounting on horizontal support: 3 x Ø 5 mm/0.20 in. Other mounting possibilities with accessories	Direct mounting on horizontal support: - 3 x Ø 6 mm/0.24 in. (without siren) - 3 x Ø 7 mm/0.28 in. (with siren) Other mounting possibilities with accessories	Mounting on support tube with fixing plate: 4 x Ø 6 mm/0.24 in. Direct mounting on horizontal support: 3 x Ø 5 mm/0.20 in.
Type references	XVC4	XVC6	XVC1	XVGU

Harmony® type XV		Modular tower lights	
			
Type of products	Pre-assembled/pre-cabled tower lights Variable composition tower lights for customer assembly of up to 5 units	Tower lights for customer assembly of up to 5 units.	
Diameter	Ø 45 mm/1.77 in.	Ø 60 mm/2.36 in.	
Degree of protection conforming to IEC 60529	IP 54 in vertical position (XVM with plastic fixing plate) IP 42 in horizontal position (XVM with metal bracket) IP 40 in other positions (all types of XVM tower lights)	IP 65 for illuminated units IP 54 for audible units IP 55 for flexible mounting option	
Type of signalling	Steady Flashing "Flash" Sound	Yes Yes Yes Yes	Yes Yes Yes Yes
Light sources	Incandescent bulb LED bulb Integral LED "Flash" discharge tube Halogen bulb	Yes Yes - Yes -	- - Yes - -
Colors of illuminated units	<input type="checkbox"/> Red <input type="checkbox"/> Green <input type="checkbox"/> Orange <input type="checkbox"/> Blue <input type="checkbox"/> Clear	<input type="checkbox"/> Green <input type="checkbox"/> Red <input type="checkbox"/> Orange <input type="checkbox"/> Blue <input type="checkbox"/> White <input type="checkbox"/> Yellow (only for multi-color unit with above colors)	
Connection	Flying leads, length 300 mm/11.81 in. or screw terminals	Spring cage connection terminals	
Support panel drilling or cut-out	Mounting on bracket: 2 x Ø 9 mm /0.35 in. Mounting on support tube: 4 x Ø 5.5 mm/0.22 in. or M5	Mounting on support tube and adjustable support tube: 4 x Ø 6 mm/0.24 in. Direct mounting and Flexible wall mounting: 3 x Ø 5 mm/0.196 in.	
Type references	XVM	XVU	

		Rotating beacons	Sound solutions
			
Type of products	Illuminated beacons Variable composition tower lights for customer assembly of up to 5 units	Pre-cabled rotating beacons	Sirens and electronic alarms
Diameter	Ø 70 mm/2.76 in.	Ø 84 mm/3.31 in. to Ø 130 mm/5.12 in.	-
Degree of protection conforming to IEC 60529	IP 65 (mounted on fixing base XVBZ0●) IP 66 (mounted on base unit)	Ø 84 mm/3.31 in. and Ø 106 mm/4.17 in.: IP 23 (IP 65 with accessory) Ø 120 mm/4.72 in.: IP 23 Ø 130 mm/5.12 in.: IP 66 and IP 67 (depending on voltage)	IP 53 (sirens) IP 54 (electronic alarms)
Type of signalling	Yes Yes Yes Yes Yes	Yes - - Yes -	- - - Yes -
Light sources	Yes "PROTECTED LED" "PROTECTED LED" Yes -	- "Super Bright" - - Yes	- - - - -
Colors of illuminated units	<input type="checkbox"/> Green <input type="checkbox"/> Red <input type="checkbox"/> Orange <input type="checkbox"/> Blue <input type="checkbox"/> Clear <input type="checkbox"/> Yellow	<input type="checkbox"/> Red <input type="checkbox"/> Orange <input type="checkbox"/> Green <input type="checkbox"/> Blue	-
Connection	Screw clamp terminals	Flying leads, length 400 mm/15.75 in.(except XVR08: 500 mm/19.68 in.)	Screw clamp terminals (except XVS14: flying leads, length 500 mm/19.68 in.)
Support panel drilling or cut-out	Mounting on support tube: 4 x Ø 5.5 mm/0.22 in. or M5 Vertical mounting: 3 x Ø 5 mm/0.20 in. or M5 Direct mounting: 2 x Ø 4.5 mm/0.18 in. or M4	Depending on model: - XVR08 (Ø 84 mm/3.31 in.): 3 x Ø 5 mm/0.20 in. - XVR10 (Ø 106 mm/5.12 in.): 3 x Ø 5 mm/0.20 in. - XVR12 (Ø 120 mm/4.72 in.): 3 x Ø 6 mm/0.24 in. - XVR13 (Ø 130 mm/5.12 in.): 3 x Ø 9 mm/0.35 in. - XVR13●●L (Ø 130 mm/5.12 in.): 3 x Ø 7 mm/0.28 in.	3 x Ø 6.5 mm/0.25 in.
Type references	XVBL, XVBC	XVR	XVS

Signaling Units

Monolithic tower lights

Harmony® type XVC Ø 40, Ø 60 and Ø 100

Pre-assembled/pre-cabled tower lights



Presentation

The monolithic tower lights in the Harmony® XVC range are designed for long distance indication of the operating states or sequences of a machine or installation, either visually by means of illuminated signaling units visible through 360°, or audibly by means of an adjustable buzzer or siren.

- The range includes both small diameter (40 and 60 mm) and large diameter products (100 mm). It is therefore virtually suitable for use in all activity sectors:
 - XVC4 (40 mm) tower lights are used mainly in the food-processing and medical sectors,
 - XVC6 (60 mm) tower lights are used in semi-conductor factories, on conveyor belts and on small food or drink dispensing machines in the commercial sector,
 - XVC1 (100 mm) tower lights are more particularly designed for industrial applications and machine-tools.
- The entire range provides an IP 54 degree of protection to allow both outdoor and indoor use.
- XVC tower lights are supplied:
 - with 1, 2, 3, 4, or 5 illuminated signaling units (up to 3 for XVC1●●HK),
 - with or without a buzzer or siren,
 - pre-assembled and pre-cabled,
 - fitted with a support tube and bracket for mounting on a vertical support or 3 screws for direct mounting on a horizontal surface (depending on the model).

Illuminated signaling

Several lens unit colors are available in the catalog:

- 5 colors for XVC1●●K and XVC1●●SK (Red, Orange, Green, Blue or Clear),
- 3 colors for XVC1●●HK (Red, Orange, Green).

The colors are always placed in the above mentioned order, from top to bottom. The light source consists of Super Bright LEDs which provide optimum luminosity.

Audible signaling

The XVC tower lights are supplied with or without an audible signaling unit (buzzer or siren) depending on the required configuration. This audible unit is located in the base of the tower light.

For products equipped with a buzzer, the type of signal (continuous or intermittent) can be reversed by modifying the cable connections (only for 60 and 100 mm units). For products equipped with a siren, it is possible to choose between 16 melodies, either by a switch or by 4 external digital outputs.

A potentiometer is also present in the base for adjusting the audible signaling volume, up to a value of:

- 85 dB for XVC1●●K and XVC1●●SK (equipped with a buzzer),
- 102 dB for XVC1●●HK (equipped with a siren).

Environment

- The degree of protection of XVC tower lights depends on the installation mode:
 - IP 54 (both outdoor and indoor use) for all models, when mounted on a horizontal surface,
 - IP 23 for tower lights of Ø 40 and Ø 60 mm, when mounted on a vertical surface.
- XVC tower lights conform with the EN/IEC standards, depending on voltage :
 - EN/IEC 61000 for 24 V A.C./D.C. (40 and 60 mm) and 24 V D.C. (100 mm),
 - EN/IEC 60947 for 100-240 V A.C. (40, 60 and 100 mm).
- The whole range of tower lights is CE, UL and CSA certified.

Cabling

XVC tower lights supplied pre-assembled are equipped with wires marked with a label indicating the correct way to connect. Each level is marked by a different colored wire.

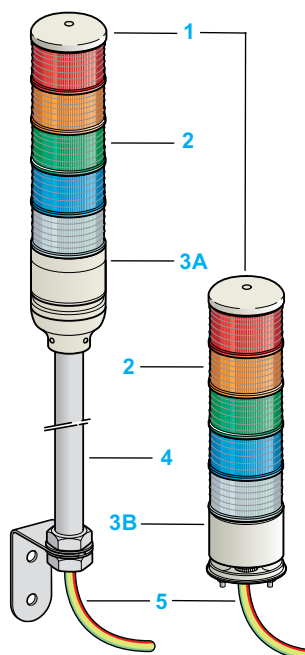
XVC tower lights that have been pre-assembled and pre-cabled at the factory cannot be modified because the wires are permanently connected (soldered).

Signaling Units

Monolithic tower lights

Harmony® type XVC Ø 40

Pre-assembled/pre-cabled tower lights



Description

XVC Ø 40, Ø 60 and Ø 100 mm tower lights comprise an assembly of:

- 1 1 cover.
- 2 One, two, three, four or five colored illuminated signaling units (Red, Orange, Green, Blue or Clear). Each illuminated unit is equipped with a LED (Super Bright LED).
- 3 A base mounted on the support tube 3A or a base fitted with 3 screws 3B for direct mounting on a horizontal surface.
- 4 A chromium plated-steel support tube mounted on a bracket (support tube depending on the model) for mounting on a vertical support (support tube on this page is for XVC Ø 40 mm and XVC Ø 60 mm).
- 5 Marked wires, with projecting length of 500 to 900 mm (depending on the model).

Pre-assembled and pre-cabled tower lights Ø 40 mm

Description	Light source (included)	Voltage V	Signaling colors (1)		Reference	Weight kg
			Steady	Flashing (2)		
For support tube mounting, 17 mm, on horizontal (IP 54) or vertical (IP 23) surface						
Without buzzer	LED for steady light only	≈ 24	R	–	XVC4B1	0.500
			R, O	–	XVC4B2	0.520
			R, O, G	–	XVC4B3	0.540
			R, O, G, B	–	XVC4B4	0.560
			R, O, G, B, C	–	XVC4B5	0.580
~ 100-240			R	–	XVC4M1	0.720
			R, O	–	XVC4M2	0.750
			R, O, G	–	XVC4M3	0.780
			R, O, G, B	–	XVC4M4	0.810
			R, O, G, B, C	–	XVC4M5	0.840
With buzzer Sound level at 1 m: 70 to 85 dB, continuous or intermittent tone + flashing light	LED for steady or flashing light	≈ 24	R	R	XVC4B15S	0.600
			R, O	R, O	XVC4B25S	0.620
			R, O, G	R, O, G	XVC4B35S	0.640
			R, O, G, B	R, O, G, B	XVC4B45S	0.660
			R, O, G, B, C	R, O, G, B, C	XVC4B55S	0.680
~ 100-240			R	R	XVC4M15S	0.740
			R, O	R, O	XVC4M25S	0.770
			R, O, G	R, O, G	XVC4M35S	0.800
			R, O, G, B	R, O, G, B	XVC4M45S	0.830
			R, O, G, B, C	R, O, G, B, C	XVC4M55S	0.860

For direct base mounting on horizontal surface (IP 54)


Without buzzer	LED for steady light only	≈ 24	R	–	XVC4B1K	0.100
			R, O	–	XVC4B2K	0.120
			R, O, G	–	XVC4B3K	0.140
			R, O, G, B	–	XVC4B4K	0.160
			R, O, G, B, C	–	XVC4B5K	0.180

Accessories for support tube mounting (for tower lights XVC4●● and XVC4●●5S)

Description	Diameter mm	Minimum height to be added mm	Reference	Weight kg
Metal fixing plate IP 54	90	32	XVCZ11	0.100
Plastic fixing plate IP 54	84	24.5	XVCZ01	0.060
Wall mounting bracket IP 54	–	82	XVCZ31	0.130

(1) Signaling colors: R: Red, O: Orange, G: Green, B: Blue, C: Clear. The colors are listed in the same order as the mounting order of the illuminated units (from top to bottom).

(2) Flashing function can be simply selected/programmed by wiring.



XVC4B5

XVC4B55S



XVCZ11



XVCZ01




XVCZ31

Signaling Units

Monolithic tower lights

Harmony® type XVC Ø 60

Pre-assembled/pre-cabled tower lights



XVC6B5K

XVC6M5K



XVCZ02



XVCZ12



XVCZ32

Pre-assembled and pre-cabled tower lights Ø 60 mm

Description	Light source (included)	Voltage V	Signaling colors (1)		Reference	Weight kg
			Steady	Flashing (2)		
For support tube mounting, 22 mm, on horizontal (IP 54) or vertical (IP 23) surface						
Without buzzer	LED for steady light only	≈ 24	R	–	XVC6B1	0.700
			R, O	–	XVC6B2	0.740
			R, O, G	–	XVC6B3	0.780
			R, O, G, B	–	XVC6B4	0.820
			R, O, G, B, C	–	XVC6B5	0.860
		~ 100-240	R	–	XVC6M1	0.960
			R, O	–	XVC6M2	1.020
			R, O, G	–	XVC6M3	1.070
			R, O, G, B	–	XVC6M4	1.120
			R, O, G, B, C	–	XVC6M5	1.180
With buzzer Sound level at 1 m: 70 to 85 dB, continuous or intermittent tone + flashing light	LED for steady or flashing light	≈ 24	R	R	XVC6B15S	0.900
			R, O	R, O	XVC6B25S	0.940
			R, O, G	R, O, G	XVC6B35S	0.980
			R, O, G, B	R, O, G, B	XVC6B45S	1.020
			R, O, G, B, C	R, O, G, B, C	XVC6B55S	1.060
		~ 100-240	R	R	XVC6M15S	1.010
			R, O	R, O	XVC6M25S	1.070
			R, O, G	R, O, G	XVC6M35S	1.120
			R, O, G, B	R, O, G, B	XVC6M45S	1.170
			R, O, G, B, C	R, O, G, B, C	XVC6M55S	1.230

For base mounting on horizontal surface (IP 54)

Without buzzer	LED for steady light only	≈ 24	R	–	XVC6B1K	0.200
			R, O	–	XVC6B2K	0.250
			R, O, G	–	XVC6B3K	0.300
			R, O, G, B	–	XVC6B4K	0.350
			R, O, G, B, C	–	XVC6B5K	0.400
		~ 100-240	R	–	XVC6M1K	0.440
			R, O	–	XVC6M2K	0.500
			R, O, G	–	XVC6M3K	0.550
			R, O, G, B	–	XVC6M4K	0.600
			R, O, G, B, C	–	XVC6M5K	0.660
With buzzer Sound level at 1 m: 70 to 85 dB, continuous or intermittent tone + flashing light	LED for steady or flashing light	≈ 24	R	R	XVC6B15SK	0.200
			R, O	R, O	XVC6B25SK	0.250
			R, O, G	R, O, G	XVC6B35SK	0.300
			R, O, G, B	R, O, G, B	XVC6B45SK	0.350
			R, O, G, B, C	R, O, G, B, C	XVC6B55SK	0.400
		~ 100-240	R	R	XVC6M15SK	0.490
			R, O	R, O	XVC6M25SK	0.550
			R, O, G	R, O, G	XVC6M35SK	0.600
			R, O, G, B	R, O, G, B	XVC6M45SK	0.650
			R, O, G, B, C	R, O, G, B, C	XVC6M55SK	0.710

Accessories for support tube mounting or base mounting

Description	Utilization for	Diameter mm	Minimum height to be added (mm)	Reference	Weight kg
Metal fixing plate IP 54	Support-tube mounting with XVC6●● and XVC6●●5S	100	30	XVCZ02	0.080
Metal fixing plate IP 54	Direct base mounting with XVC6●●K and XVC6●●5SK	84	21.6	XVCZ12	0.100
Wall mounting bracket IP 54	Support-tube mounting with XVC6●● and XVC6●●5S	–	82	XVCZ32	0.130

(1) Signaling colors: R: Red, O: Orange, G: Green, B: Blue, C: Clear. The colors are listed in the same order as the mounting order of the illuminated units (from top to bottom).

(2) Flashing function can be simply selected/programmed by wiring.

Signaling Units

Monolithic tower lights

Harmony® type XVC Ø 100

Pre-assembled/pre-cabled tower lights



Pre-assembled and pre-cabled tower lights Ø 100 mm										
Description	Light source (included)	Voltage V	Signaling colors (1)		Reference	Weight kg				
			Steady	Flashing (2)						
For direct base mounting on horizontal surface (IP 54)										
Without buzzer	LED for steady or flashing light	~ 24	R	R	XVC1B1K	0.700				
			R, O	R, O	XVC1B2K	0.900				
			R, O, G	R, O, G	XVC1B3K	1.100				
			R, O, G, B	R, O, G, B	XVC1B4K	1.300				
			R, O, G, B, C	R, O, G, B, C	XVC1B5K	1.500				
With flashing light	LED for steady or flashing light	~ 100-240	R	R	XVC1M1K	1.000				
			R, O	R, O	XVC1M2K	1.200				
			R, O, G	R, O, G	XVC1M3K	1.400				
			R, O, G, B	R, O, G, B	XVC1M4K	1.600				
			R, O, G, B, C	R, O, G, B, C	XVC1M5K	1.800				
			With buzzer	LED for steady or flashing light	~ 24	R	R	XVC1B1SK	0.700	
						R, O	R, O	XVC1B2SK	0.900	
						R, O, G	R, O, G	XVC1B3SK	1.100	
						R, O, G, B	R, O, G, B	XVC1B4SK	1.300	
						R, O, G, B, C	R, O, G, B, C	XVC1B5SK	1.500	
With flashing light + flashing light	LED for steady or flashing light	~ 100-240	R	R	XVC1M1SK	1.050				
			R, O	R, O	XVC1M2SK	1.250				
			R, O, G	R, O, G	XVC1M3SK	1.450				
			R, O, G, B	R, O, G, B	XVC1M4SK	1.650				
			R, O, G, B, C	R, O, G, B, C	XVC1M5SK	1.850				
			With siren	LED for steady or flashing light	~ 24	R	R	XVC1B1HK	1.580	
						R, O	R, O	XVC1B2HK	1.780	
						R, O, G	R, O, G	XVC1B3HK	1.980	
						~ 100-240	R	R	XVC1M1HK	1.680
							R, O	R, O	XVC1M2HK	1.880
	R, O, G	R, O, G	XVC1M3HK	2.080						



Accessories for mounting on vertical support (IP 23)						
Description	For use with	Diameter mm	Height mm	Reference	Weight kg	
Chromium plated-steel extension tube with metal fixing plate	XVC1●●K and XVC1●●SK	140	300	XVCZ13	0.700	
	XVC1●●HK (with siren)	140	306	XVCZ14	0.700	
Metal fixing bracket	XVC1●●K and XVC1●●SK	-	-	XVCZ23	0.380	
	XVC1●●HK (with siren)	-	-	XVCZ24	0.380	

(1) Signaling colors: R: Red, O: Orange, G: Green, B: Blue, C: Clear. The colors are listed in the same order as the mounting order of the illuminated units (from top to bottom).
 (2) Flashing function can be simply selected/programmed by wiring.

X		
XVC1B1HK	9	XVC6B15SK 8
XVC1B1K	9	XVC6B25S 8
XVC1B1SK	9	XVC6B25SK 8
XVC1B2HK	9	XVC6B35S 8
XVC1B2K	9	XVC6B35SK 8
XVC1B2SK	9	XVC6B45S 8
XVC1B3HK	9	XVC6B45SK 8
XVC1B3K	9	XVC6B55S 8
XVC1B3SK	9	XVC6B55SK 8
XVC1B4K	9	XVC6M1 8
XVC1B4SK	9	XVC6M1K 8
XVC1B5K	9	XVC6M2 8
XVC1B5SK	9	XVC6M2K 8
XVC1M1HK	9	XVC6M3 8
XVC1M1K	9	XVC6M3K 8
XVC1M1SK	9	XVC6M4 8
XVC1M2HK	9	XVC6M4K 8
XVC1M2K	9	XVC6M5 8
XVC1M2SK	9	XVC6M5K 8
XVC1M3HK	9	XVC6M15S 8
XVC1M3K	9	XVC6M15SK 8
XVC1M3SK	9	XVC6M25S 8
XVC1M4K	9	XVC6M25SK 8
XVC1M4SK	9	XVC6M35S 8
XVC1M5K	9	XVC6M35SK 8
XVC1M5SK	9	XVC6M45S 8
XVC4B1	7	XVC6M45SK 8
XVC4B1K	7	XVC6M55S 8
XVC4B2	7	XVC6M55SK 8
XVC4B2K	7	XVCZ01 7
XVC4B3	7	XVCZ02 8
XVC4B3K	7	XVCZ11 7
XVC4B4	7	XVCZ12 8
XVC4B4K	7	XVCZ31 7
XVC4B5	7	XVCZ32 8
XVC4B5K	7	
XVC4B15S	7	
XVC4B25S	7	
XVC4B35S	7	
XVC4B45S	7	
XVC4B55S	7	
XVC4M1	7	
XVC4M2	7	
XVC4M3	7	
XVC4M4	7	
XVC4M5	7	
XVC4M15S	7	
XVC4M25S	7	
XVC4M35S	7	
XVC4M45S	7	
XVC4M55S	7	
XVC6B1	8	
XVC6B1K	8	
XVC6B2	8	
XVC6B2K	8	
XVC6B3	8	
XVC6B3K	8	
XVC6B4	8	
XVC6B4K	8	
XVC6B5	8	
XVC6B5K	8	
XVC6B15S	8	